

# Affin Hwang World Series - Dividend Value Fund

A feeder fund that provides capital appreciation by investing primarily in a portfolio of Asian focused equity securities.

**Fund Category**  
Feeder (Wholesale)

**Fund Type**  
Growth

**Target Fund Manager**  
Value Partner Hong Kong Limited

**Target Fund**  
Value Partners High-Dividend Stocks Fund

**Benchmark**  
Dow Jones Asia Select Dividend 30 Index

**Base Currency**  
USD

**Launch Date / IOP**  
08 June, 2015 / USD0.50<sub>(USD)</sub>  
08 June, 2015 / MYR0.50<sub>(MYR)</sub>  
08 June, 2015 / SGD0.50<sub>(SGD)</sub>  
08 June, 2015 / AUD0.50<sub>(AUD)</sub>

**Financial Year End**  
31 March

**Subscription**  
Cash

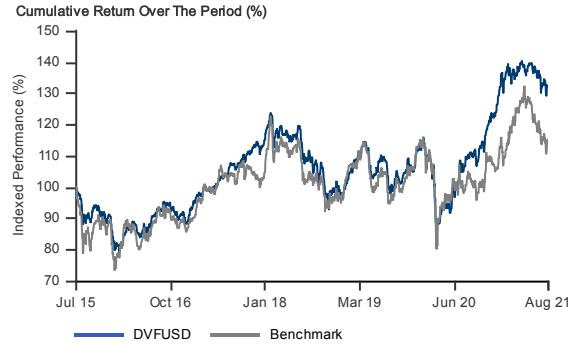
**Initial Sales Charge**  
Max 5.50% of the NAV per Unit

**Annual Management Fee**  
Max 1.65% per annum

**Minimum Investment / Minimum Subsequent Investment**  
USD 10,000 / USD 5,000<sub>(USD)</sub>  
MYR 30,000 / MYR 10,000<sub>(MYR)</sub>  
SGD 10,000 / SGD 5,000<sub>(SGD)</sub>  
AUD 10,000 / AUD 5,000<sub>(AUD)</sub>

**As at 30 August, 2021\***  
**Fund Size / NAV Per Unit**  
USD 4.3million / USD 0.5807<sub>(USD)</sub>  
MYR 32.3million / MYR 0.6310<sub>(MYR)</sub>  
SGD 4.3million / SGD 0.5693<sub>(SGD)</sub>  
AUD 9.0million / AUD 0.6074<sub>(AUD)</sub>

**Performance Record as at 30 August 2021\***



June, 2015 to August, 2021 NAV-NAV prices and assuming reinvestment of distributions into the Fund, gross investment based in USD. The value of Units may go down as well as up. Past performance is not indicative of future performance. Source: Lipper

**Performance Table as at 30 August 2021\***

Total Return (%)	1 Month	1 Year	3 Year	Since Inception
Fund (USD)	0.6	20.2	23.1	32.4
Benchmark (USD)	1.5	13.7	10.3	15.3
Fund (MYR)	-1.0	19.9	24.5	42.6
Fund (SGD)	0.1	19.0	21.2	29.9
Fund (AUD)	2.1	20.8	23.1	37.5

Annualised Return (%)	1 Year	3 Year	5 Year	Since Inception
Fund (USD)	20.2	7.2	7.4	4.7
Benchmark (USD)	13.7	3.3	4.9	2.4
Fund (MYR)	19.9	7.6	7.7	6.0
Fund (SGD)	19.0	6.6	7.1	4.4
Fund (AUD)	20.8	7.2	8.1	5.3

Calendar Year Return (%)	Year To Date	2020	2019	2018
Fund (USD)	4.8	12.0	15.0	-14.8
Benchmark (USD)	8.5	-6.5	16.2	-6.5
Fund (MYR)	8.3	10.1	13.9	-13.9
Fund (SGD)	6.6	10.1	13.7	-13.3
Fund (AUD)	10.8	1.9	16.1	-6.0

Source: Lipper

**Target Fund Top Holdings as at 31 July 2021#**

Equities	%
Taiwan Semiconductor Manufacturing Co Ltd	5.5
Samsung Electronics Co Ltd	5.0
China Construction Bank Corp	4.4
China Telecom Corp Ltd	3.9
Tencent Holdings Ltd	2.8
Sinopharm Group Co Ltd	2.5
MediaTek Inc	2.3
China Yuhua Education Corporation Ltd	2.2
KWG Living Group Holdings Ltd	2.1
China Resources Land Ltd	2.1

**Asset Allocation as at 30 August 2021\***

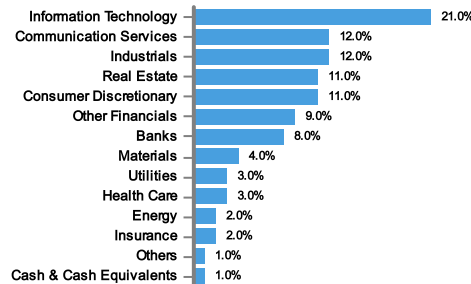
Value Partners High-Dividend Stocks Fund	94.7%
Cash & Cash Equivalents	5.3%

**Income Distribution History**

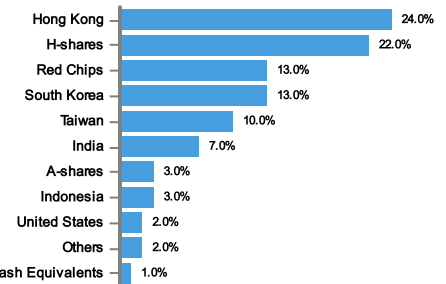
Year	USD Class		MYR Class		SGD Class		AUD Class	
	cents	(%)	sen	(%)	cents	(%)	cents	(%)
2016	0.07	0.2	0.07	0.2	0.07	0.2	0.07	0.2
2017	0.65	1.2	0.65	1.1	0.65	1.2	0.65	1.2
2018	1.25	2.4	1.25	2.3	1.25	2.5	1.25	2.4
2019	2.00	4.0	2.00	3.7	2.00	4.0	2.00	3.6
2020	1.50	3.4	1.50	3.0	1.50	3.3	1.50	3.0
2021	1.31	2.2	1.36	2.1	1.30	2.2	1.33	2.2

Distribution Policy: The fund will distribute income subject to the availability of income. Quarterly: MYR, USD, SGD, AUD

**Target Fund Sector Allocation as at 31 July 2021#**



**Target Fund Country Allocation as at 31 July 2021#**



\* The data provided above is that of the Fund and is a percentage of NAV as at 30 August 2021. All figures are subject to frequent changes on a daily basis and the percentages might not add up to 100% due to rounding.

# The data provided above is that of the Fund by Value Partner Hong Kong Limited and is a percentage of NAV of the Target Fund as at 31 July 2021 as the data is provided by Target Fund Manager after Affin Hwang Asset Management Bhd publication cut-off date. Please note that asset exposure for the Target Fund is subject to frequent changes on daily basis and the percentages might not add up to 100% due to rounding.

To invest in a Class other than MYR Class and/or MYR-Hedged Class, investors are required to have a foreign currency account with any Financial Institution as all transactions relating to the particular foreign currency will ONLY be made via telegraphic transfer.

The Morningstar Rating is an assessment of a Fund's past performance-based on both return and risk-which shows how similar investments compare with their competitors. A high rating alone is insufficient basis for an investment decision. Where a distribution is declared, investors are advised that following the issue of additional Units/distribution, the NAV per Unit will be reduced from cum-distribution NAV to ex-distribution NAV.

Based on the Fund's portfolio returns as at 31 July 2021, the Volatility Factor (VF) for this Fund is 15.9 for USD Class (High), 15.9 for MYR Class (High), 15.8 for SGD Class (High), and 15.9 for AUD Class (High) (source: Lipper). Very Low includes Funds with VF that are not more than 4.265. Low includes Funds with VF that are above 4.265 but not more than 10.84. Moderate includes Funds with VF that are above 10.84 but not more than 14.24. High includes Funds with VF that are above 14.24 but not more than 17.285. Very High includes Funds with VF that are above 17.285. The VF means there is a possibility for the Fund in generating an upside return or downside return around this VF. The Volatility Class (VC) is assigned by Lipper based on quintile ranks of VF for qualified funds. The Fund's portfolio may have changed since this date and there is no guaranteed that the Fund will continue to have the same VF or VC in the future. Presently, only funds launched in the market for at least 36 months will display the VF and its VC.

A copy of the Information Memorandum and Product Highlights Sheet ("PHS") can be obtained at Affin Hwang Asset Management's ("Affin Hwang AM") sales offices or at www.affinhwangam.com. Investors are advised to read and understand the contents of Information Memorandum and the corresponding PHS before investing. There are fees and charges involved when investing in the Fund. Investors are advised to consider and compare the fees and charges as well of the risks carefully before investing. Investors should make their own assessment of the risks involved in investing and should seek professional advice, where necessary. The price of units and distribution payable, if any, may go down as well as up and past performance of the fund should not be taken as indicative of its future performance. The Securities Commission Malaysia has not reviewed this marketing/promotional material and takes no responsibility for the contents of this marketing/promotional material and expressly disclaims all liability, however arising from this marketing/promotional material.