

Principal PRS Plus Growth - Class A

29 February 2024

Fund Objective

The Fund aims to provide capital growth over the long-term by investing in a portfolio of primarily equities with some exposure in fixed income instruments. The Fund will invest in a portfolio of mixed assets, primarily in equities with some exposure in fixed income instruments, to provide capital growth to the Fund. The fixed income portion will provide capital stability to the Fund whilst the equity portion will provide the added return in a rising market. At least 10% of its NAV will be invested in fixed income instruments; Up to 10% of its NAV may be invested in unrated fixed income instruments; Up to 90% of its NAV may be invested in equities; and Up to 5% of its NAV may be invested in liquid assets for liquidity purpose.

Lipper Score

Total Return

4

Consistent Return

4

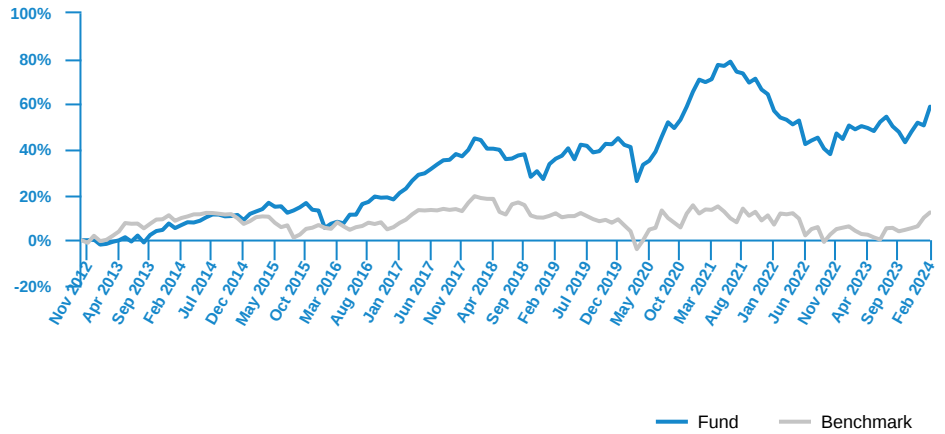
Morningstar Rating



Fund Information

ISIN Code	MYU1000EB007
Lipper ID	68179612
Bloomberg Ticker	CPRSGRA MK
Domicile	Malaysia
Currency	MYR
Base Currency	MYR
Fund Inception	12 Nov 2012
Benchmark	90% FTSE Bursa Malaysia Top 100 + 10% Quant shop MGS Short Index
Application Fee	Up to 3.00% of the NAV
Management Fee	1.40% p.a. of the NAV of the Fund
Trustee Fee	0.04% p.a. of the NAV of the Fund
Fund Size (MYR)	MYR 19.2 million
Fund Unit	26.45 million units
NAV per unit (As at 29 Feb 2024)	MYR 0.7260
Initial Offering Period (IOP) Date	3 Dec 2012
Initial Offering Period (IOP) Price	MYR 0.50

Fund Performance



Past performance does not guarantee future results. Asset allocation and diversification do not ensure a profit or protect against a loss.

Cumulative Performance (%)								
	YTD	1M	3M	6M	1Y	3Y	5Y	Since Inception
Fund	4.66	5.49	7.54	5.77	6.72	-6.37	16.89	58.88
Benchmark	5.78	2.11	6.59	6.45	7.76	-1.15	0.35	12.26

Calendar Year Returns (%)						
	2023	2022	2021	2020	2019	2018
Fund	4.98	-12.01	-0.67	14.11	14.21	-9.20
Benchmark	0.57	-4.89	-3.85	5.66	-0.66	-5.63

Most Recent Fund Distributions			
	2022 Aug	2021 Oct	2020 Dec
Gross (sen/unit)	1.43	2.53	2.98
Annualised Yield (%)	5.96	6.90	3.66

Note: November 2012 to February 2024.

Performance data represents the combined income & capital return as a result of holding units in the fund for the specified length of time, based on bid to bid prices. Earnings are assumed to be reinvested.

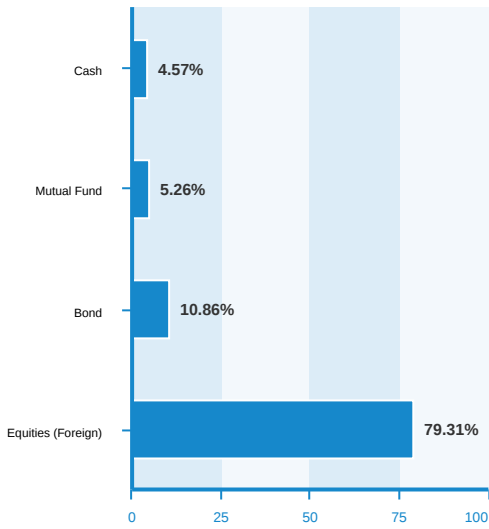
Annualised yield is calculated as the most recent monthly dividend distribution multiplied by the Fund's dividend frequency and divided by the latest NAV.

Source : Lipper

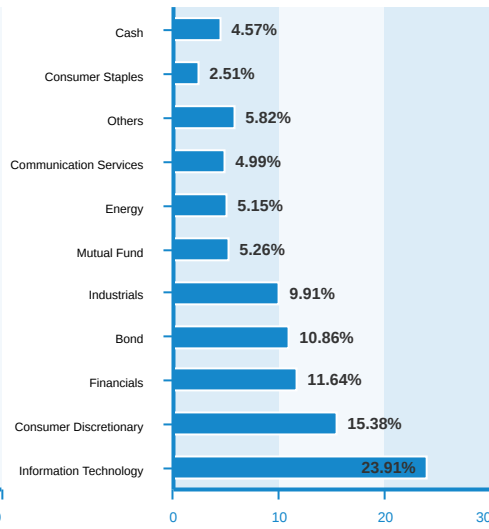
Top Holdings	Country	% of Net Assets	Fund Risk Statistics	
Taiwan Semiconductor Manufacturing	Taiwan	8.09	Beta	0.46
Samsung Electronics Co. Ltd	South Korea	5.40	Information Ratio	-0.05
CNOOC Ltd	Hong Kong SAR China	5.15	Sharpe Ratio	-0.15
SK Hynix Inc	South Korea	4.06	(3 years monthly data)	
MMC Corporation Bhd	Malaysia	3.10		
Tencent Holdings Ltd	Hong Kong SAR China	2.98		
iShares MSCI India ETF	United States	2.91		
Seven Group Holdings Ltd	Australia	2.84		
Goodman Group	Australia	2.57		
E Ink Holdings Inc	Taiwan	2.55		

The holdings listed do not constitute a recommendation to purchase or sell a particular security. Any repeated issuer shown means same issuer with different coupon rate and/or maturity date. Cash and/or derivative positions that are not part of the core investment strategy will not be reflected in the top holdings list.

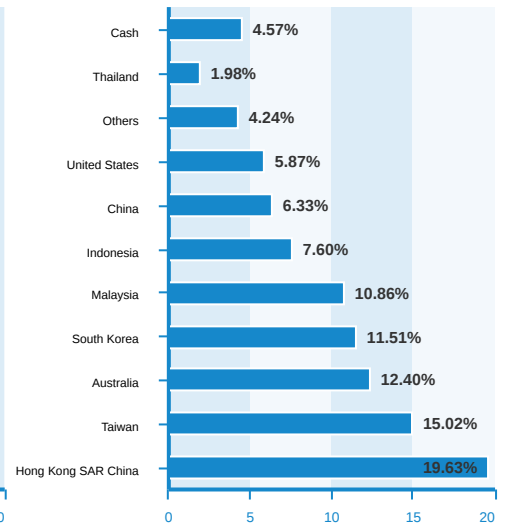
Asset Allocation (%)



Sector Allocation (%)



Regional Allocation (%)



Fund holdings and allocations shown are unaudited and may not be representative of current or future investments. Percentages may not add up to 100% due to rounding and/or inclusion or exclusion of cash will not be reflected in the top holdings list.

The contents in this printed material is intended for your general information only and must not be construed as an offer or a recommendation to invest in our Funds and neither does it take into account any investor's particular circumstances. Principal PRS Plus Fourth Replacement Disclosure Document dated 23 September 2022 (known as "Disclosure Document") have been duly registered with the Securities Commission Malaysia ("SC"). We recommend that you read and understand the contents of the Disclosure Document before contributing and that you keep the said Disclosure Document for your records. Any issue of units to which the Disclosure Document relate will only be made upon receipt of the completed application form referred to in and accompanying the Disclosure Document, subject to the terms and conditions therein. You can obtain a copy of the Disclosure Document from the head office of Principal Asset Management Berhad or from any of our approved distributors. There are fees and charges involved in contributing in the private retirement scheme. We suggest that you consider these fees and charges carefully prior to making a contribution. Unit prices and income distributions, if any, may fall or rise. Past performance is not reflective of future performance and income distributions are not guaranteed. Investments in Principal PRS Plus Growth are exposed to stock specific risk, credit and default risk, interest rate risk, country risk, currency risk, risks associated with investment in warrants/options and risks associated with investment in CIS. The name "PRS Plus" is the name of the private retirement scheme solution by the PRS Provider. It does not in any way connote or warrant that this Scheme will necessarily outperform other private retirement schemes or has additional features that may be lacking in other private retirement scheme solutions. Product Highlight Sheet ("PHS") is available and that investors have the right to request for a PHS; and the PHS and any other product Disclosure Documents should be read and understood before making any investment decision. Note: The risk profile of the Fund is not the same as the risk profile of the benchmark.

Carefully consider a fund's objective, risks, charges and expenses.

Visit www.principal.com.my for a prospectus containing this and other information. Please read it carefully before investing.