# RHB BIG CAP CHINA ENTERPRISE FUND

## OCTOBER 2026 FUND FACTSHEET

All data expressed as at 30 September 2026
unless otherwise stated

3-year Fund Volatility **20.1** Very High Lipper Analytics 10 Sep 2026

**RM class**

## FUND INFORMATION

**Manager**
RHB Asset Management Sdn Bhd

**External Investment Manager**
RHB Asset Management Pte Ltd, Singapore

**Trustee**
HSBC (Malaysia) Trustee Berhad

**Fund Category/Type**
Equity Fund / Growth

**Launch Date**
03 December 2007
31 December 2025 (RM Hedged Class)
(USD Class)

**Base Currency**
USD

**Financial Year End**
31 December

**Minimum Initial/Additional Investment**

| | |
|---|---|
| RM | RM100.00 / RM100.00 |
| RM-Hedged | RM100.00 / RM100.00 |
| USD | USD100.00 / USD100.00 |

**Benchmark**
90% MSCI China Index (USD) + 10% RHB Bank Berhad's 12-month fixed deposit rate

**Sales Charge***
Up to 5.00% of investment amount

**Redemption Charge**
None

**Annual Management Fee***
1.80% per annum of NAV

**Annual Trustee Fee***
Up to 0.08% per annum of NAV

**Distribution Policy**
Incidental

**Bloomberg Ticker/ISIN Code**

| | |
|---|---|
| RM | OSKBCCH:MK / MYU9900AJ001 |
| RM-Hedged | RHBCCEM:MK / MYU0100B6886 |
| USD | RHBCCEU:MK / MYU0100B6878 |

**All fees and charges payable to the Manager and the Trustee are subject to any applicable taxes and/or duties and at such rate as may be imposed by the Malaysian government from time to time.*
*Note 1: The Manager may, for any reason at any time, waive or reduce the amount of its management fee only or other charges directly payable by the Unit Holder and/or investor in respect of the Fund, either generally (for all Unit Holders and/or investors of a class) or specifically (for any particular Unit Holder and/or investor of a class) and for any period or periods of time at its absolute discretion.*
*Note 2: Any bank charges imposed by the relevant financial institutions will be borne by the Unit Holders.*

## FUND OVERVIEW

This Fund aims to achieve long-term^ capital appreciation through investments in securities of companies with high growth potential.
Note:^"long-term" in this context refers to a period of between 5 to 7 years.

**The Fund's asset allocation is as follows:**
- Minimum 70% of Net Asset Value (NAV): Investments in equities and equity-linked securities issued by companies whose businesses are in China and are listed on the China markets and/or other markets;
- the balance of NAV: Investments in liquid assets including money market instruments and deposits.

**The Fund is suitable for investors who:**
- Wish to participate in the potential of the fast growing China economy; and
- are willing to accept higher risk in their investments in order to achieve long-term capital growth.

## FUND PERFORMANCE

**Performance Chart Since Launch In Base Currency[1]**

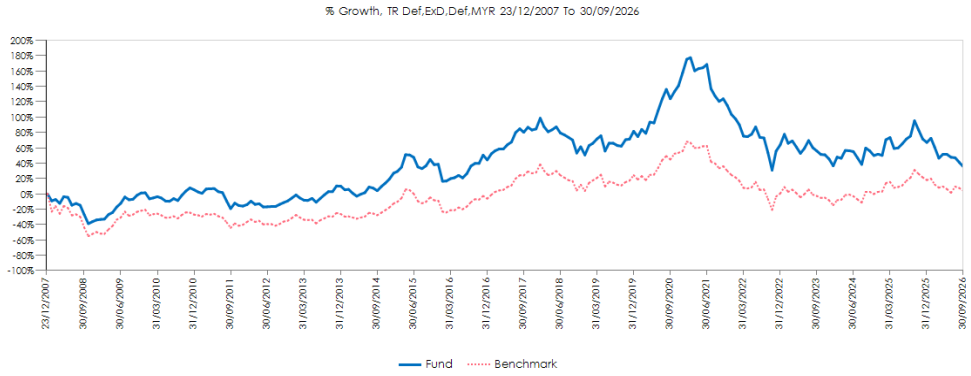


*Benchmark: Effective 30 September 2023, the benchmark has been replaced from MSCI China Index (RM) to 90% MSCI China Index (USD) and 10% RHB Bank Berhad's 12-month fixed deposit rate to reflect the revised asset allocation of the Fund. The fund's performance records for RM-Hedged Class and USD Class are unavailable as they are launched less than a year.*

**Cumulative Performance In Share Class Currency (%)[1]**

| | 1 Month | 3 Months | 6 Months | YTD | 1 Year | 3 Years | Since Launch |
|---|---|---|---|---|---|---|---|
| RM | -3.93 | -8.31 | -7.55 | -18.91 | -30.63 | -13.17 | 35.41 |
| Benchmark | -3.18 | 2.74 | -3.66 | -11.71 | -20.61 | 7.05 | 4.17 |
| RM-Hedged[3] | N/A | N/A | N/A | N/A | N/A | N/A | N/A |
| USD[3] | N/A | N/A | N/A | N/A | N/A | N/A | N/A |

**Annualised Performance In Share Class Currency (%)[1]**

| | 3 Years | 5 Years | 10 Years | Since Launch |
|---|---|---|---|---|
| RM | -4.59 | -9.27 | -0.31 | 1.63 |
| Benchmark | 2.30 | -4.81 | 1.13 | 0.22 |
| RM-Hedged[3] | N/A | N/A | N/A | N/A |
| USD[3] | N/A | N/A | N/A | N/A |

# RHB BIG CAP CHINA ENTERPRISE FUND

## OCTOBER 2026 FUND FACTSHEET

All data expressed as at 30 September 2026
unless otherwise stated

3-year Fund Volatility **20.1** Very High Lipper Analytics 10 Sep 2026

RM class

## HISTORICAL DISTRIBUTIONS (YEARLY)

| Net Distribution (Sen) | RM | RM-H[3] | USD[3] |
|---|---|---|---|
| Total for Financial Year Ended 2025 | 5.8500 | N/A | N/A |
| 30 December 2025 | 5.8500 | N/A | N/A |
| 23 December 2020 | 5.0000 | N/A | N/A |
| 20 December 2017 | 7.0000 | N/A | N/A |
| 28 December 2016 | 5.0000 | N/A | N/A |
| 16 December 2015 | 5.2600 | N/A | N/A |
| **Net Yield (%)** | | | |
| Total for Financial Year Ended 2025 | 10.08 | N/A | N/A |
| 30 December 2025 | 10.07 | N/A | N/A |
| 23 December 2020 | 6.58 | N/A | N/A |
| 20 December 2017 | 10.28 | N/A | N/A |
| 28 December 2016 | 8.90 | N/A | N/A |
| 16 December 2015 | 7.81 | N/A | N/A |

## FUND PORTFOLIO ANALYSIS

| | RM | RM-Hedged[3] | USD[3] |
|---|---|---|---|
| Highest NAV - 1 month | 0.4321 | 0.8469 | 0.8400 |
| Highest NAV - 12 months | 0.6808 | N/A | N/A |
| Highest NAV - Since Launch | 1.0784 | 1.0517 | 1.0331 |
| Lowest NAV - 1 month | 0.4127 | 0.7916 | 0.7925 |
| Lowest NAV - 12 months | 0.4127 | N/A | N/A |
| Lowest NAV - Since Launch | 0.2720 | 0.7916 | 0.7925 |
| NAV Per Unit | RM 0.4151 | RM 0.7960 | USD 0.7970 |
| Fund Size (Million) | RM 575.77 | RM 6.51 | USD 0.42 |
| Units in Circulation (Million) | 1,387.08 | 8.17 | 0.53 |

### TOP 5 HOLDINGS [2]

| | |
|---|---|
| TENCENT HOLDINGS LTD | 10.54% |
| ALIBABA GROUP HOLDING LTD | 9.77% |
| CHINA CONSTRUCTION BANK CORP | 5.86% |
| ZIJIN MINING GROUP CO LTD | 4.46% |
| BANK OF CHINA LTD | 3.47% |

### SECTOR ALLOCATION [2]

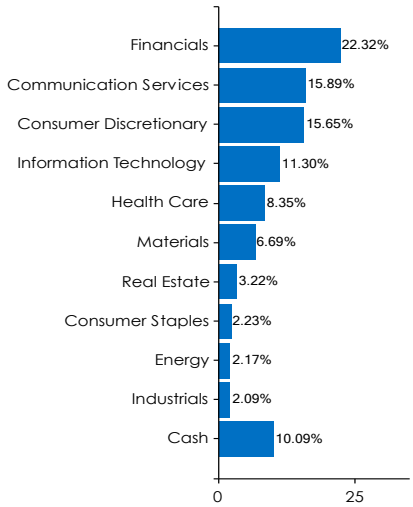


### COUNTRY ALLOCATION [2]

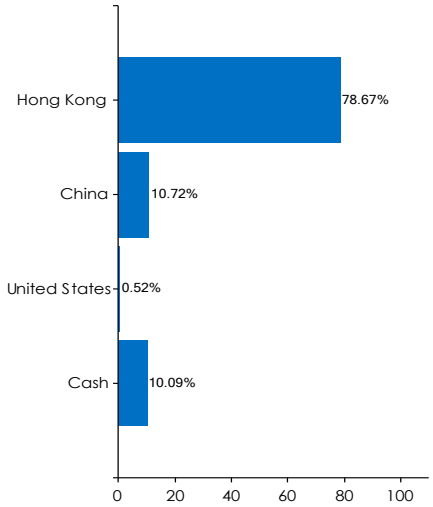


*[1]Source: Lipper IM. Past performance is not indicative of future performance. Investment involves risks and investor should conduct their own assessment before investing and seek professional advice, where necessary.*

*[2]As percentage of NAV.*

[3]Commencement date for RHB Big Cap China Enterprise Fund - RM Hedged Class and USD Class is 02 January 2026.

# RHB BIG CAP CHINA ENTERPRISE FUND

## OCTOBER 2026 FUND FACTSHEET

All data expressed as at 30 September 2026
unless otherwise stated




RM class

**DISCLAIMER**

Based on the fund's portfolio returns as at 10 September 2026, the Volatility Factor (VF) for RHB Big Cap China Enterprise Fund - RM Class is 20.1 and is classified as "Very High" (source: Lipper). "Very High" includes funds with VF that are more than 16.7 (source: Lipper). The VF means there is a possibility for the fund in generating an upside return or downside return around this VF. The Volatility Class (VC) is assigned by Lipper based on quintile ranks of VF for qualified funds. VF is subject to monthly revision. The fund's portfolio may have changed since this date and there is no guarantee that the fund will continue to have the same VF or VC in the future. Presently, only funds launched in the market for at least 36 months will display the VF and its VC.

A Product Highlights Sheet ("PHS") highlighting the key features and risks of the Fund is available and investors have the right to request for a PHS. Investors are advised to obtain, read and understand the contents of the PHS and Prospectus dated 30 September 2023 and its supplementary(ies) (if any) ("collectively known as the Prospectus") before investing. The Prospectus has been registered with the Securities Commission Malaysia ("SC") who takes no responsibility for its contents. The SC's approval or authorization, or the registration of the Prospectus should not be taken to indicate that the SC has recommended or endorsed the fund. Amongst others, investors should compare and consider the fees, charges and costs involved. Investors should also note that the price of units and distributions payable, if any, may go down as well as up. Where a distribution is declared, investors are advised that following the issue of additional units/distribution, the NAV per unit will be reduced from cum-distribution NAV to ex-distribution NAV. Any issue of units to which the Prospectus relates will only be made on receipt of a form of application referred to in the Prospectus. For more details, please call 1-800-88-3175 for a copy of the PHS and the Prospectus or collect one from any of our branches or authorised distributors. Investors are advised that investments are subject to investment risk and that there can be no guarantee that any investment objectives will be achieved. Investors should conduct their own assessment before investing and seek professional advice, where necessary and should not make an investment decision solely based on this Fund Factsheet.

The Manager wishes to highlight the specific risks of the Fund are restrictive geographical market, equities investment risks such as market risk and particular security risk and foreign investments risks such as country risk and currency risk. These risks and other general risks are elaborated in the Prospectus.

This Fund Factsheet is prepared for information purposes only. It does not have regard to the specific investment objectives, financial situation and the particular needs of any specific person who may receive it. Past performance is not necessarily a guide to future performance. Returns may vary from year to year.

This Fund Factsheet has not been reviewed by the SC.