RHB GLOBAL ARTIFICIAL INTELLIGENCE FUND

SEPTEMBER 2026 FUND FACTSHEET

All data expressed as at 31 August 2026
unless otherwise stated

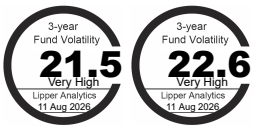

USD class RM-H class

FUND INFORMATION

Manager
RHB Asset Management Sdn Bhd

Trustee
SCBMB Trustee Berhad

Fund Category/Type
Feeder Fund / Growth

Launch Date
12 November 2018
16 February 2024 (RM)

Base Currency
USD

Financial Year End
30 September

Minimum Initial/Additional Investment

USD	USD100.00 / USD100.00
RM	RM100.00 / RM100.00
RM-Hedged	RM100.00 / RM100.00

Benchmark
50% MSCI AC World (ACWI) Total Return Net + 50% MSCI World Information Technology Total Return Net

Sales Charge*
Up to 5.00% of investment amount

Redemption Charge
None

Annual Management Fee*
Up to 1.80% per annum of NAV

Annual Trustee Fee*
0.03% per annum of NAV

Distribution Policy
Incidental

Bloomberg Ticker/ISIN Code

USD	RHBARIU:MK / MYU9902AI009
RM	RHBARIR:MK / MYU0100A7927
RM-Hedged	RHBGARM:MK / MYU9900AQ006

**All fees and charges payable to the Manager and the Trustee are subject to any applicable taxes and/or duties and at such rate as may be imposed by the Malaysian government from time to time.*
Note 1: The Manager may, for any reason at any time, waive or reduce the amount of its management fee only or other charges directly payable by the Unit Holder and/or investor in respect of the Fund, either generally (for all Unit Holders and/or investors of a class) or specifically (for any particular Unit Holder and/or investor of a class) and for any period or periods of time at its absolute discretion.
Note 2: Any bank charges imposed by the relevant financial institutions will be borne by the Unit Holders.

FUND OVERVIEW

The Fund aims to achieve long-term^ capital growth by investing in one (1) Target Fund.
Note:^"long-term" in this context refers to a period of more than five (5) years.

The Fund's asset allocation is as follows:
- At least 95% of Net Asset Value (NAV): Investments in the USD denominated class AT units of the Target Fund;
- the balance of NAV: Investment in money market instruments that are dealt in or under the rules of an Eligible Market and whose residual maturity does not exceed 12 months and short-term Deposits and in financial derivatives for hedging purposes.

Note:^^Class "AT" refers to retail accumulation units of the Target Fund.

The Fund is suitable for investors who:
- with high risk profile; and
- who are seeking long-term capital growth through exposure to global equity markets.

FUND PERFORMANCE

Performance Chart Since Launch In Base Currency[1]

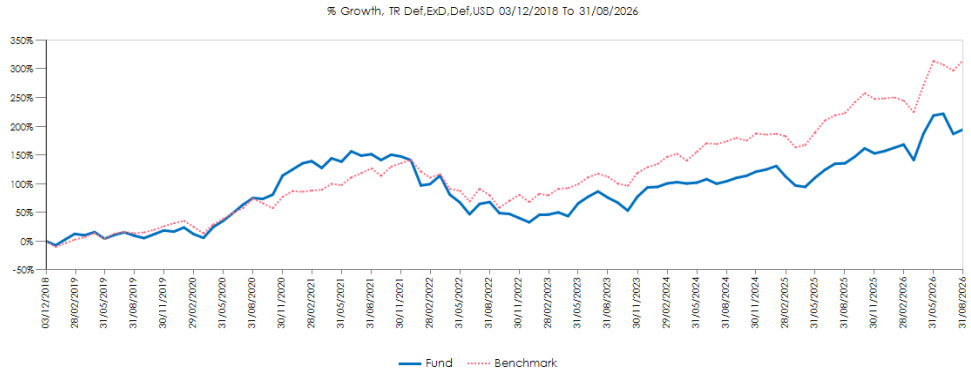

Cumulative Performance In Share Class Currency (%)[1]

	1 Month	3 Months	6 Months	YTD	1 Year	3 Years	Since Launch
USD	2.78	-7.53	9.90	14.72	25.01	67.60	194.80
Benchmark	4.69	0.43	20.52	19.22	28.63	95.67	315.45
RM[3]	1.28	-6.32	13.49	13.35	18.47	N/A	23.91
RM-Hedged	3.27	-8.00	8.65	13.54	22.91	57.66	167.68

Annualised Performance In Share Class Currency (%)[1]

	3 Years	5 Years	10 Years	Since Launch
USD	18.76	3.22	N/A	14.97
Benchmark	25.05	12.85	N/A	20.18
RM[3]	N/A	N/A	N/A	8.82
RM-Hedged	16.37	1.17	N/A	13.55

Calendar Year Performance In Share Class Currency (%)[1]

	2025	2024	2023	2022	2021
USD	14.26	16.08	45.65	-44.86	7.27
Benchmark	21.97	24.82	35.97	-30.39	29.08
RM[3]	3.16	N/A	N/A	N/A	N/A
RM-Hedged	12.11	13.76	41.37	-46.30	8.54

RHB GLOBAL ARTIFICIAL INTELLIGENCE FUND

SEPTEMBER 2026 FUND FACTSHEET

All data expressed as at 31 August 2026
unless otherwise stated

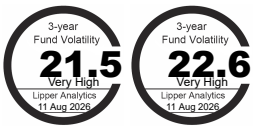

USD class RM-H class

HISTORICAL DISTRIBUTIONS (YEARLY)

Net Distribution (Sen)	USD	RM[3]	RM-Hedged
Total for Financial Year Ended 2025	N/A	N/A	N/A
30 September 2025	N/A	N/A	N/A
30 September 2024	N/A	N/A	N/A
30 September 2023	N/A	N/A	N/A
30 September 2022	N/A	N/A	N/A
23 December 2021	45.0000	N/A	45.0000
Net Yield (%)			
Total for Financial Year Ended 2025	N/A	N/A	N/A
30 September 2025	N/A	N/A	N/A
30 September 2024	N/A	N/A	N/A
30 September 2023	N/A	N/A	N/A
30 September 2022	N/A	N/A	N/A
23 December 2021	18.12	N/A	18.11

FUND PORTFOLIO ANALYSIS

	USD	RM[3]	RM-Hedged
Highest NAV - 1 month	2.4948	1.3032	2.2479
Highest NAV - 12 months	2.7301	1.4032	2.4764
Highest NAV - Since Launch	2.7301	1.4032	2.6468
Lowest NAV - 1 month	2.3290	1.2221	2.0926
Lowest NAV - 12 months	1.8761	1.0220	1.7257
Lowest NAV - Since Launch	0.8534	0.7872	0.8447
NAV Per Unit	USD 2.3995	RM 1.2391	RM 2.1688
Fund Size (Million)	USD 12.51	RM 7.78	RM 288.07
Units in Circulation (Million)	5.30	6.39	135.13

TOP 5 HOLDINGS [2]

NVIDIA CORP (US)	7.60%
BROADCOM INC (US)	5.60%
TAIWAN SEMICONDUCTOR-SP ADR (TW)	4.80%
ELI LILLY & CO (US)	3.90%
MORGAN STANLEY (US)	3.60%

SECTOR ALLOCATION [2]

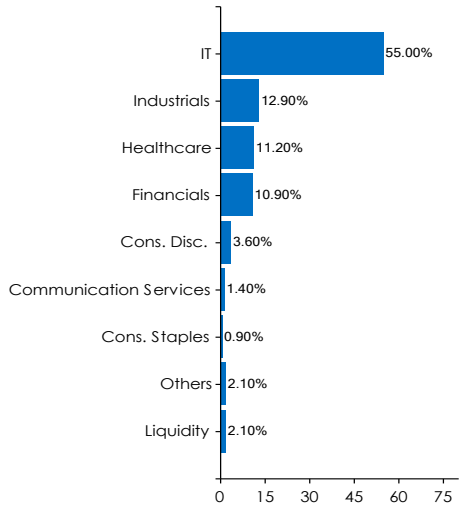

COUNTRY ALLOCATION [2]

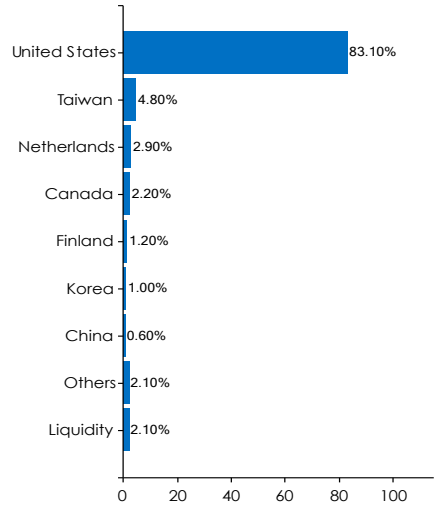

[1]Source: Lipper IM. Past performance is not indicative of future performance. Investment involves risks and investor should conduct their own assessment before investing and seek professional advice, where necessary.

[2]As percentage of NAV. Source : Allianz Global Investors, 31 August 2026. Exposure in Allianz Global Investors Fund - Allianz Global Artificial Intelligence - 91.52%

[3]Commencement date for RHB Global Artificial Intelligence Fund - RM Class is 17 February 2024.

RHB GLOBAL ARTIFICIAL INTELLIGENCE FUND

SEPTEMBER 2026 FUND FACTSHEET

All data expressed as at 31 August 2026
unless otherwise stated

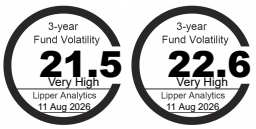

USD class RM-H class

DISCLAIMER

Based on the fund's portfolio returns as at 11 August 2026, the Volatility Factor (VF) for RHB Global Artificial Intelligence Fund - USD Class is 21.5 and is classified as "Very High". The VF for RHB Global Artificial Intelligence Fund - RM Hedged Class is 22.6 and is classified as "Very High" (source: Lipper). "Very High" includes funds with VF that are more than 16.7 (source: Lipper). The VF means there is a possibility for the fund in generating an upside return or downside return around this VF. The Volatility Class (VC) is assigned by Lipper based on quintile ranks of VF for qualified funds. VF is subject to monthly revision. The fund's portfolio may have changed since this date and there is no guarantee that the fund will continue to have the same VF or VC in the future. Presently, only funds launched in the market for at least 36 months will display the VF and its VC.

A Product Highlights Sheet ("PHS") highlighting the key features and risks of the Fund is available and investors have the right to request for a PHS. Investors are advised to obtain, read and understand the contents of the PHS and Prospectus dated 1 July 2024 and its supplementary(ies) (if any) ("collectively known as the Prospectus") before investing. The Prospectus has been registered with the Securities Commission Malaysia ("SC") who takes no responsibility for its contents. The SC's approval or authorization, or the registration of the Prospectus should not be taken to indicate that the SC has recommended or endorsed the fund. Amongst others, investors should compare and consider the fees, charges and costs involved. Investors should also note that the price of units and distributions payable, if any, may go down as well as up. Where a distribution is declared, investors are advised that following the issue of additional units/distribution, the NAV per unit will be reduced from cum-distribution NAV to ex-distribution NAV. Any issue of units to which the Prospectus relates will only be made on receipt of a form of application referred to in the Prospectus. For more details, please call 1-800-88-3175 for a copy of the PHS and the Prospectus or collect one from any of our branches or authorised distributors. Investors are advised that investments are subject to investment risk and that there can be no guarantee that any investment objectives will be achieved. Investors should conduct their own assessment before investing and seek professional advice, where necessary and should not make an investment decision solely based on this Fund Factsheet.

The Manager wishes to highlight the specific risks of the Fund are fund management risk, liquidity risk, country risk, currency risk, financial derivatives risk, credit and default risk, interest rate risk and suspension of redemption risk. These risks, specific Risks of the Target Funds and other general risks are elaborated in the Prospectus.

This Fund Factsheet is prepared for information purposes only. It does not have regard to the specific investment objectives, financial situation and the particular needs of any specific person who may receive it. Past performance is not necessarily a guide to future performance. Returns may vary from year to year.

This Fund Factsheet has not been reviewed by the SC.