RHB GOLD EQUITY FUND (formerly known as RHB Gold and General Fund)

SEPTEMBER 2026 FUND FACTSHEET

All data expressed as at 31 August 2026
unless otherwise stated

3-year Fund Volatility **29.4** Very High Lipper Analytics 11 Aug 2026

RM class

FUND INFORMATION

Manager
RHB Asset Management Sdn Bhd

Trustee
HSBC (Malaysia) Trustee Berhad

Fund Category/Type
Feeder Fund / Growth

Launch Date
21 July 2009
04 May 2026 (RM Hedged Class)
(USD Class)

Base Currency
RM

Financial Year End
30 June

Minimum Initial/Additional Investment

RM	RM100.00 / RM100.00
RM-Hedged	RM100.00 / RM100.00
USD	USD100.00 / USD100.00

Benchmark
FTSE Gold Mines UCITS capped index

Sales Charge*
Up to 5.50% of investment amount

Redemption Charge
None

Annual Management Fee*
1.80% per annum of NAV

Annual Trustee Fee*
Up to 0.08% per annum of NAV

Distribution Policy
Incidental

Bloomberg Ticker/ISIN Code

RM	OSKUOGG:MK / MYU9900CD000
RM-Hedged	RHBGERM:MK / MYU0100B7728
USD	RHBGEUS:MK / MYU0100B7710

**All fees and charges payable to the Manager and the Trustee are subject to any applicable taxes and/or duties and at such rate as may be imposed by the Malaysian government from time to time.*
Note 1: The Manager reserves the right to enter into a separate fee waiver or fee reduction arrangement with the Unit Holders. Any waiver or reduction in fees or charges as may be agreed between the Manager and the Unit Holders will be calculated and waived by the Manager or reimbursed to the Unit Holders accordingly.
Note 2: Any bank charges imposed by the relevant financial institutions will be borne by the Unit Holders.

FUND OVERVIEW

The Fund aims to achieve capital growth by investing in one (1) collective investment scheme.

Any material change to the investment objective of the Fund would require the approval from the unit holders of the Fund ("Unit Holder(s)").

The Fund's asset allocation is as follows:
- At least 85% of its NAV in the USD denominated share class of the Target Fund.
- The balance of the Fund's NAV shall be invested in money market instruments that are dealt in or under the rules of an eligible market, and whose residual maturity does not exceed twelve (12) months and short term deposits, and in financial derivatives for hedging purposes.

The Fund is suitable for investors who:
- with a high risk profile; and
- who are seeking capital growth through exposure in a portfolio of equity and equity related securities of companies in the gold industry.

FUND PERFORMANCE

Performance Chart Since Launch In Base Currency[1]

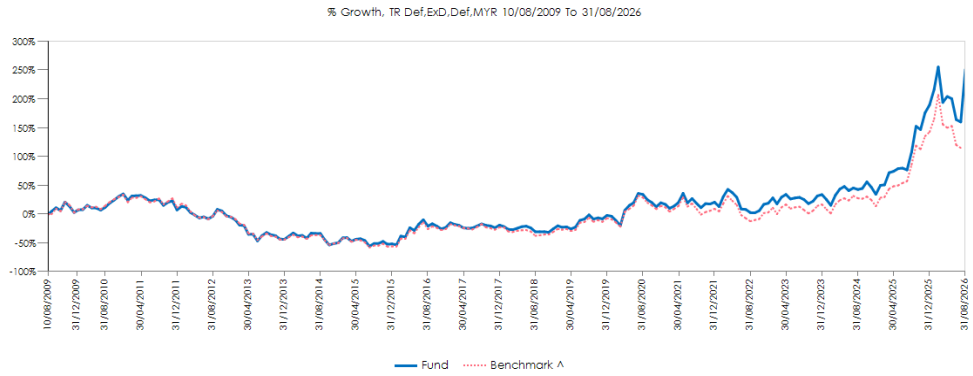

Effective 04 May 2026, the benchmark has been replaced from 70% FTSE Gold Mines Index (RM) and 30% MSCI ACWI Metals & Mining Index to FTSE Gold Mines UCITS capped index. The fund's performance record for RM-Hedged Class and USD Class is unavailable as it is launched less than a year.

Cumulative Performance In Share Class Currency (%)[1]

	1 Month	3 Months	6 Months	YTD	1 Year	3 Years	Since Launch
RM	35.07	16.89	-1.22	21.25	68.94	180.43	250.99
Benchmark	33.18	13.10	-6.82	18.00	54.00	167.34	186.12
RM-Hedged[3]	N/A	N/A	N/A	N/A	N/A	N/A	N/A
USD[3]	N/A	N/A	N/A	N/A	N/A	N/A	N/A

Annualised Performance In Share Class Currency (%)[1]

	3 Years	5 Years	10 Years	Since Launch
RM	40.97	24.24	16.06	7.63
Benchmark	38.75	21.32	14.49	6.35
RM-Hedged[3]	N/A	N/A	N/A	N/A
USD[3]	N/A	N/A	N/A	N/A

Calendar Year Performance In Share Class Currency (%)[1]

	2025	2024	2023	2022	2021
RM	115.55	0.36	12.57	-1.52	0.86
Benchmark	113.42	-2.67	13.43	-5.75	-4.44
RM-Hedged[3]	N/A	N/A	N/A	N/A	N/A
USD[3]	N/A	N/A	N/A	N/A	N/A

RHB GOLD EQUITY FUND (formerly known as RHB Gold and General Fund)

SEPTEMBER 2026 FUND FACTSHEET

All data expressed as at 31 August 2026
unless otherwise stated

3-year Fund Volatility **29.4** Very High Lipper Analytics 11 Aug 2026

RM class

FUND PORTFOLIO ANALYSIS

	RM	RM-Hedged[3]	USD[3]
Highest NAV - 1 month	1.3233	1.0823	1.1407
Highest NAV - 12 months	1.3488	N/A	N/A
Highest NAV - Since Launch	1.3488	1.0823	1.1407
Lowest NAV - 1 month	0.9729	0.7940	0.8244
Lowest NAV - 12 months	0.7828	N/A	N/A
Lowest NAV - Since Launch	0.1622	0.7587	0.7884
NAV Per Unit	RM 1.3225	RM 1.0815	USD 1.1398
Fund Size (Million)	RM 506.45	RM 57.99	USD 0.84
Units in Circulation (Million)	399.28	55.91	0.77

TOP 5 HOLDINGS [2]

BARRICK MINING CORP	5.70%
NEWMONT CORPORATION	5.70%
AGNICO EAGLE MINES LTD (ONTARIO)	5.70%
ELDORADO GOLD CORPORATION	5.40%
ANGLOGOLD ASHANTI PLC	4.70%

SECTOR ALLOCATION [2]

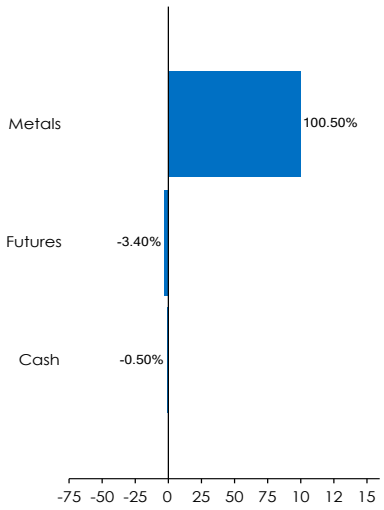

COUNTRY ALLOCATION [2]

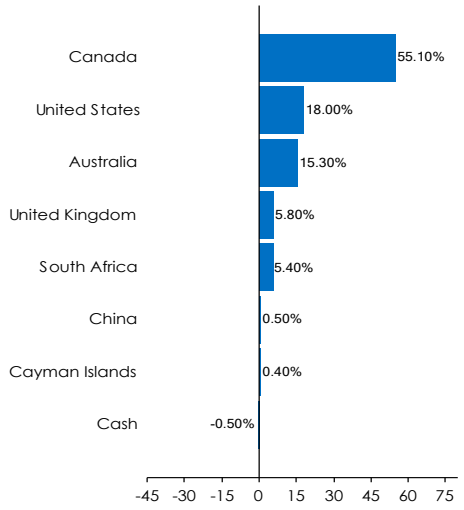

[1]Source: Lipper IM. Past performance is not indicative of future performance. Investment involves risks and investor should conduct their own assessment before investing and seek professional advice, where necessary.

[2]As percentage of NAV. Source : Schroder Investment Management (Europe) S.A., 31 August 2026. Exposure in Schroder International Selection Fund Global Gold - 97.47%

[3]Commencement date for RHB Gold Equity Fund - RM Hedged Class and USD Class is 05 May 2026.

RHB GOLD EQUITY FUND (formerly known as RHB Gold and General Fund)

SEPTEMBER 2026 FUND FACTSHEET

All data expressed as at 31 August 2026
unless otherwise stated



RM class

DISCLAIMER

Based on the fund's portfolio returns as at 11 August 2026, the Volatility Factor (VF) for RHB Gold Equity Fund - RM Class is 29.4 and is classified as "Very High" (source: Lipper). "Very High" includes funds with VF that are more than 16.7 (source: Lipper). The VF means there is a possibility for the fund in generating an upside return or downside return around this VF. The Volatility Class (VC) is assigned by Lipper based on quintile ranks of VF for qualified funds. VF is subject to monthly revision. The fund's portfolio may have changed since this date and there is no guarantee that the fund will continue to have the same VF or VC in the future. Presently, only funds launched in the market for at least 36 months will display the VF and its VC.

A Product Highlights Sheet ("PHS") highlighting the key features and risks of the Fund is available and investors have the right to request for a PHS. Investors are advised to obtain, read and understand the contents of the PHS and Prospectus dated 04 May 2026 and its supplementary(ies) (if any) ("collectively known as the Prospectus") before investing. The Prospectus has been registered with the Securities Commission Malaysia ("SC") who takes no responsibility for its contents. The SC's approval or authorization, or the registration of the Prospectus should not be taken to indicate that the SC has recommended or endorsed the fund. Amongst others, investors should compare and consider the fees, charges and costs involved. Investors should also note that the price of units and distributions payable, if any, may go down as well as up. Where a distribution is declared, investors are advised that following the issue of additional units/distribution, the NAV per unit will be reduced from cum-distribution NAV to ex-distribution NAV. Any issue of units to which the Prospectus relates will only be made on receipt of a form of application referred to in the Prospectus. For more details, please call 1-800-88-3175 for a copy of the PHS and the Prospectus or collect one from any of our branches or authorised distributors. Investors are advised that investments are subject to investment risk and that there can be no guarantee that any investment objectives will be achieved. Investors should conduct their own assessment before investing and seek professional advice, where necessary and should not make an investment decision solely based on this Fund Factsheet.

The Manager wishes to highlight the specific risks of the Fund are fund management risk, liquidity risk, currency risk, country risk, financial derivatives risk, credit and default risk, interest rate risk and suspension of redemption risk. These risks, specific Risks of the Target Funds and other general risks are elaborated in the Prospectus.

This Fund Factsheet is prepared for information purposes only. It does not have regard to the specific investment objectives, financial situation and the particular needs of any specific person who may receive it. Past performance is not necessarily a guide to future performance. Returns may vary from year to year.

This Fund Factsheet has not been reviewed by the SC.