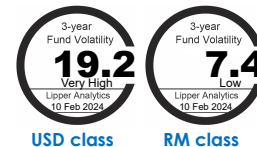


RHB ISLAMIC ASEAN MEGATREND FUND

MARCH 2024 FUND FACTSHEET

All data expressed as at 29 February 2024 unless otherwise stated



FUND INFORMATION

Manager
RHB Islamic International Asset Management Berhad

Trustee
HSBC (Malaysia) Trustee Berhad

Fund Category/Type
Equity fund (Shariah-compliant)/ Growth

Launch Date
26 April 2016

Base Currency
USD

Financial Year End
31 May

Minimum Initial/Additional Investment
USD-B USD100.00 / USD100.00
RM RM100.00 / RM100.00

Benchmark
FTSE Shariah ASEAN Index (Islamic)

Sales Charge*
Up to 5% of investment amount

Redemption Charge*
None

Annual Management Fee*
1.80% per annum of NAV

Annual Trustee Fee*
Up to 0.06% per annum of NAV

Distribution Policy
Annually, if any

Bloomberg Ticker/ISIN Code
USD-B RHBIA MB:MK / MYU9902AV002
RM RHBIA MR:MK / MYU9900DZ001

FUND OVERVIEW

This Fund aims to achieve medium to long-term[^] capital appreciation through investments in Shariah-compliant securities of companies with high growth potential.

Note:[^]"medium to long-term" in this context refers to a period between 3 to 7 years.

The Fund's asset allocation is as follows:

- 70% to 98% of Net Asset Value (NAV): Investments in Shariah-compliant equities and equity related securities;
- 2% to 30% of NAV : Investments in liquid assets including Islamic money market instruments and Islamic deposits with financial institutions.

The Fund is suitable for investors who:

- Wish to participate in the potential and investment opportunities in Shariah-compliant securities of the fast growing ASEAN economies; and
- are willing to accept higher risk in their investments in order to achieve medium to long-term capital growth.

FUND PERFORMANCE

Performance Chart Since Launch In Base Currency¹

¹ Growth, TR Def, ExD, Def, USD 17/05/2016 To 29/02/2024



Cumulative Performance In Share Class Currency (%)¹

	1 Month	3 Months	6 Months	YTD	1 Year	3 Years	Since Launch
USD-B	2.62	3.02	-0.01	-0.29	-1.52	14.97	-7.19
Benchmark	0.43	0.65	-3.43	-3.73	-0.81	-2.52	5.57
RM	2.92	4.87	2.27	2.98	4.11	6.53	-11.77

Annualised Performance In Share Class Currency (%)¹

	3 Years	5 Years	10 Years	Since Launch
USD-B	4.76	0.78	N/A	-0.95
Benchmark	-0.85	-1.35	N/A	0.70
RM	2.13	-0.47	N/A	-1.59

Calendar Year Performance In Share Class Currency (%)¹

	2023	2022	2021	2020	2019
USD-B	-3.79	-2.59	21.15	-6.23	2.48
Benchmark	1.23	0.57	-4.27	-3.91	9.82
RM	0.40	2.91	-1.18	-5.96	1.76

¹All fees and charges payable to the Manager and the Trustee are subject to any applicable taxes and/or duties and at such rate as may be imposed by the government from time to time.

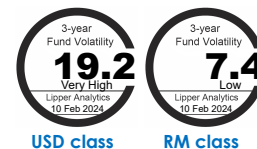
Note: Any bank charges imposed by the relevant banks/ financial institutions will be borne by the Unit Holders.



RHB ISLAMIC ASEAN MEGATREND FUND

MARCH 2024 FUND FACTSHEET

All data expressed as at 29 February 2024
unless otherwise stated

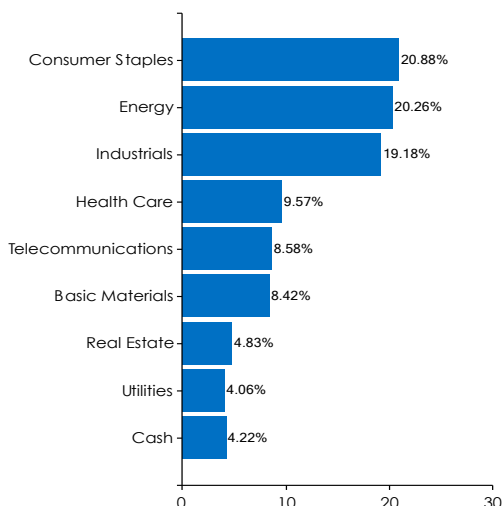


FUND PORTFOLIO ANALYSIS					
	USD-B	RM		USD-B	RM
Highest NAV - 1 Month	0.9382	0.9007	Lowest NAV - 1 Month	0.9018	0.8575
Highest NAV - 12 Months	0.9778	0.9007	Lowest NAV - 12 Months	0.8572	0.8222
Highest NAV - Since Launch	1.2160	1.2370	Lowest NAV - Since Launch	0.5490	0.5759
NAV Per Unit	USD 0.9254	RM 0.8825			
Fund Size (Million)	USD 0.01	RM 4.21			
Units in Circulation (Million)	0.01	4.77			

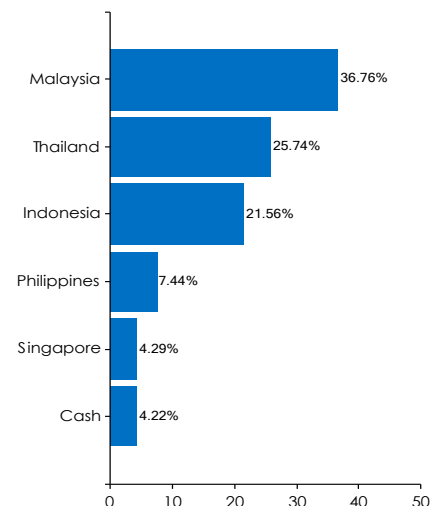
TOP 5 HOLDINGS ²

PIT EXPLORATION & PRODUCTION PCL	5.38%
BANGKOK DUSIT MEDICAL SERVICES PCL	5.01%
INDOFOOD SUKSES MAKMUR TBK PT	4.89%
CENTRAL PATTANA PCL	4.84%
SIME DARBY PLANTATION BHD	4.45%

SECTOR ALLOCATION ²



COUNTRY ALLOCATION ²



¹Source: Lipper IM. Past performance is not indicative of future performance. Investment involves risks and investor should conduct their own assessment before investing and seek professional advice, where necessary.

²As percentage of NAV.

DISCLAIMER

Based on the fund's portfolio returns as at 10 February 2024, the Volatility Factor (VF) for RHB Islamic ASEAN Megatrend Fund - USD (B) Class is 19.2 and is classified as "Very High". The VF for RHB Islamic ASEAN Megatrend Fund - RM Class is 7.4 and is classified as "Low" (source: Lipper). "Low" includes funds with VF that are above 4.1 but not more than 8.3. "Very High" includes funds with VF that are more than 14.5 (source: Lipper). The VF means there is a possibility for the fund in generating an upside return or downside return around this VF. The Volatility Class (VC) is assigned by Lipper based on quintile ranks of VF for qualified funds. VF is subject to monthly revision. The fund's portfolio may have changed since this date and there is no guarantee that the fund will continue to have the same VF or VC in the future. Presently, only funds launched in the market for at least 36 months will display the VF and its VC.

A Product Highlights Sheet ("PHS") highlighting the key features and risks of the Fund is available and investors have the right to request for a PHS. Investors are advised to obtain, read and understand the contents of the PHS and Prospectus dated 26 April 2017 and its supplementary(ies) (if any) ("collectively known as the Prospectus") before investing. The Prospectus has been registered with the Securities Commission Malaysia ("SC") who takes no responsibility for its contents. The SC's approval or authorization, or the registration of the Prospectus should not be taken to indicate that the SC has recommended or endorsed the fund. Amongst others, investors should consider the fees and charges involved. Investors should also note that the price of units and distributions payable, if any, may go down as well as up. Where a distribution is declared, investors are advised that following the issue of additional units/distribution, the NAV per unit will be reduced from cum-distribution NAV to ex-distribution NAV. Any issue of units to which the Prospectus relates will only be made on receipt of a form of application referred to in the Prospectus. For more details, please call 1-800-88-3175 for a copy of the PHS and the Prospectus or collect one from any of our branches or authorised distributors. Investors are advised that investments are subject to investment risk and that there can be no guarantee that any investment objectives will be achieved. Investors should conduct their own assessment before investing and seek professional advice, where necessary and should not make an investment decision solely based on this Fund Factsheet.

The Manager wishes to highlight the specific risks of the Fund are restrictive geographical market risk, equity risk, foreign investment risks such as currency risk and country risk, reclassification of Shariah status risk and equity related securities risk. These risks and other general risks are elaborated in the Prospectus.

This Fund Factsheet is prepared for information purposes only. It does not have regard to the specific investment objectives, financial situation and the particular needs of any specific person who may receive it. Past performance is not necessarily a guide to future performance. Returns may vary from year to year.

This Fund Factsheet has not been reviewed by the SC.

