

# RHB ISLAMIC GLOBAL DEVELOPED MARKETS FUND

## JULY 2022 FUND FACTSHEET

All data expressed as at 30 June 2022  
unless otherwise stated



### FUND INFORMATION

#### Manager

RHB Islamic International Asset Management Berhad

#### External Investment Manager

Nomura Islamic Asset Management Sdn Bhd

#### Trustee

HSBC (Malaysia) Trustee Berhad

#### Fund Category/Type

Equity fund (Shariah-compliant)/ Growth fund

#### Launch Date

28 May 2015 (RM Class)  
01 November 2019 (SGD Class)

#### Base Currency

RM

#### Financial Year End

31 July

#### Minimum Initial/Additional Investment

RM RM1,000.00 / RM100.00  
SGD SGD1,000.00 / SGD100.00

#### Benchmark

Dow Jones Islamic Market Developed Markets Index

#### Sales Charge\*

Up to 5.50% of investment amount

#### Redemption Charge\*

None

#### Annual Management Fee\*

1.80% per annum of NAV

#### Annual Trustee Fee\*

Up to 0.08% per annum of NAV

#### Distribution Policy

Annually, if any will be reinvested

#### Bloomberg Ticker/ISIN Code

RM OSKIGDM:MK / MYU9900DX006  
SGD RHGDMSA:MK / MYU9901AK007

\*All fees and charges payable to the Manager and the Trustee are subject to any applicable taxes and/or duties and at such rate as may be imposed by the government from time to time.

Note: Any bank charges imposed by the relevant banks/ financial institutions will be borne by the Unit Holders.

### FUND OVERVIEW

This Fund aims to provide investors with long-term<sup>^</sup> capital growth by investing in Shariah-compliant global equities.

Note:<sup>^</sup>"long-term" in this context refers to a period of between 5 to 7 years.

#### The Fund's asset allocation is as follows:

- 70% to 98% of Net Asset Value (NAV): Investments in Shariah-compliant equities of companies listed on the stock exchanges of Developed Markets;
- 2% to 30% of NAV: Investments in Shariah-compliant liquid assets including Islamic money market instruments and placements of cash in any Islamic deposits or Islamic investment accounts with any financial institution, which are not embedded or linked to financial derivative instruments (Placements of Cash).

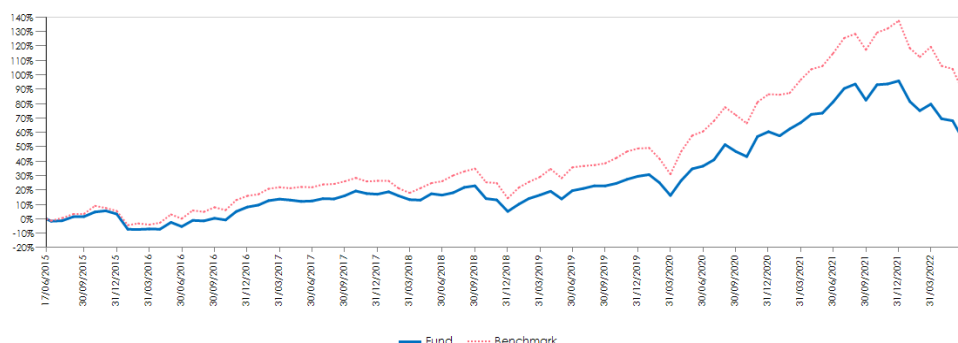
#### The Fund is suitable for investors who:

- Require investments that comply with Shariah requirements; and
- are willing to accept moderate risk in their investments in order to achieve long-term growth.

### FUND PERFORMANCE

#### Performance Chart Since Launch In Base Currency<sup>1</sup>

<sup>1</sup> % Growth, TR Def, ExD, Def, MYR 17/06/2015 To 30/06/2022



Benchmark: Effective from 1 January 2019, the performance of the Fund is benchmarked against the Dow Jones Islamic Market Developed Markets Index. Prior to 1 January 2019, the performance of the Fund is benchmarked against the Russell-IdealRatings Islamic Developed ex-Canada Custom Index.

#### Cumulative Performance In Share Class Currency (%)<sup>1</sup>

	1 Month	3 Months	6 Months	YTD	1 Year	3 Years	Since Launch
RM	-7.94	-13.86	-20.96	-20.96	-14.57	29.43	54.79
Benchmark	-7.99	-14.44	-20.95	-20.95	-12.63	38.32	87.81
SGD <sup>2</sup>	-7.17	-15.49	-22.88	-22.88	-16.68	N/A	-7.88

#### Annualised Performance In Share Class Currency (%)<sup>1</sup>

	3 Years	5 Years	10 Years	Since Launch
RM	8.97	6.60	N/A	6.40
Benchmark	11.41	9.02	N/A	9.36
SGD <sup>2</sup>	N/A	N/A	N/A	-5.81

#### Calendar Year Performance In Share Class Currency (%)<sup>1</sup>

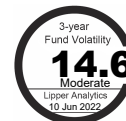
	2021	2020	2019	2018	2017
RM	21.98	23.89	23.20	-10.21	8.22
Benchmark	27.35	25.30	30.24	-9.59	9.01
SGD <sup>2</sup>	-	-	-	-	-



# RHB ISLAMIC GLOBAL DEVELOPED MARKETS FUND

## JULY 2022 FUND FACTSHEET

All data expressed as at 30 June 2022  
unless otherwise stated



RM class

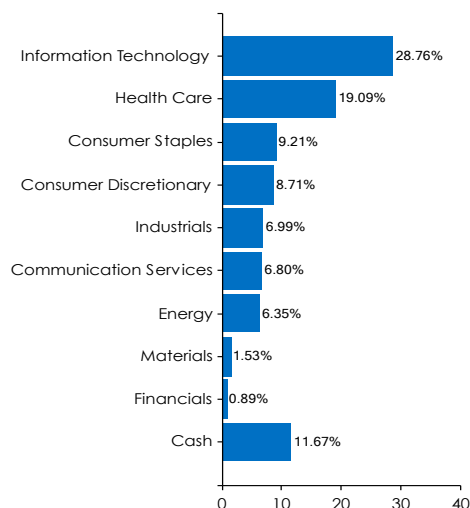
HISTORICAL DISTRIBUTIONS (YEARLY)					
Distribution (Sen)	RM	SGD <sup>3</sup>	Yield (%)	RM	SGD <sup>3</sup>
Total for Financial Year Ended 2021	4.5000	N/A	Total for Financial Year Ended 2021	3.66	N/A
26 July 2021	4.5000	N/A	26 July 2021	3.68	N/A
30 July 2020	3.5000	N/A	30 July 2020	3.51	N/A
25 July 2019	6.0000	N/A	25 July 2019	6.26	N/A
26 July 2018	10.0000	N/A	26 July 2018	9.39	N/A
20 July 2017	10.0000	N/A	20 July 2017	9.76	N/A

FUND PORTFOLIO ANALYSIS <sup>3</sup>					
	RM	SGD <sup>3</sup>		RM	SGD <sup>3</sup>
Highest NAV - 1 Month	1.2464	1.0098	Lowest NAV - 1 Month	1.1066	0.9040
Highest NAV - 12 Months	1.4656	1.2341	Lowest NAV - 12 Months	1.1066	0.9040
Highest NAV - Since Launch	1.4656	1.2341	Lowest NAV - Since Launch	0.8443	0.9040
NAV Per Unit	RM 1.1319	SGD 0.9262			
Fund Size (Million)	RM 208.05	SGD 0.27			
Units in Circulation (Million)	183.80	0.29			

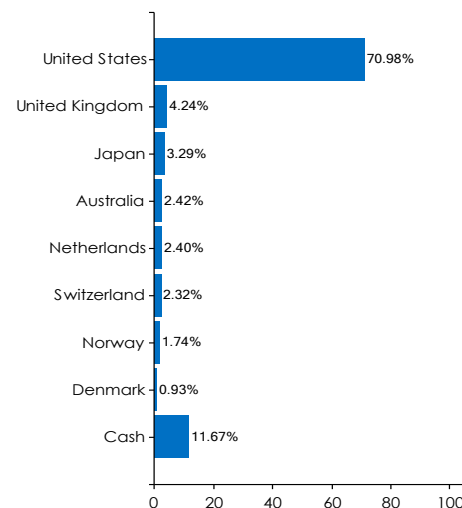
### TOP 5 HOLDINGS <sup>2</sup>

MICROSOFT CORP	8.25%
APPLE INC	6.85%
ALPHABET INC - CLA	6.07%
AMAZON.COM INC	5.10%
JOHNSON & JOHNSON	3.68%

### SECTOR ALLOCATION <sup>2</sup>



### COUNTRY ALLOCATION <sup>2</sup>



<sup>1</sup>Source: Lipper IM. Past performance is not indicative of future performance. Investment involves risks and investor should conduct their own assessment before investing and seek professional advice, where necessary.

<sup>2</sup>As percentage of NAV.

<sup>3</sup>Commencement date for RHB Islamic Global Developed Markets Fund - SGD Class is 15 February 2021.



# RHB ISLAMIC GLOBAL DEVELOPED MARKETS FUND

## JULY 2022 FUND FACTSHEET

All data expressed as at 30 June 2022  
unless otherwise stated



### DISCLAIMER

Based on the fund's portfolio returns as at 10 June 2022, the Volatility Factor (VF) for RHB Islamic Global Developed Markets Fund is 14.6 and is classified as "Moderate" (source: Lipper). "Moderate" includes funds with VF that are above 10.4 but not more than 13.6 (source: Lipper). The VF means there is a possibility for the fund in generating an upside return or downside return around this VF. The Volatility Class (VC) is assigned by Lipper based on quintile ranks of VF for qualified funds. VF is subject to monthly revision and VC will be revised every six months. The fund's portfolio may have changed since this date and there is no guarantee that the fund will continue to have the same VF or VC in the future. Presently, only funds launched in the market for at least 36 months will display the VF and its VC. The VC referred to was dated 31 December 2021 which is calculated once every six months and is valid until its next calculation date, i.e. 30 June 2022.

A Product Highlights Sheet ("PHS") highlighting the key features and risks of the Fund is available and investors have the right to request for a PHS. Investors are advised to obtain, read and understand the contents of the PHS and Prospectus dated 28 May 2017 and its supplementary(ies) (if any) ("collectively known as the Prospectus") before investing. The Prospectus has been registered with the Securities Commission Malaysia ("SC") who takes no responsibility for its contents. The SC's approval or authorization, or the registration of the Prospectus should not be taken to indicate that the SC has recommended or endorsed the fund. Amongst others, investors should consider the fees and charges involved. Investors should also note that the price of units and distributions payable, if any, may go down as well as up. Where a distribution is declared, investors are advised that following the issue of additional units/distribution, the NAV per unit will be reduced from cum-distribution NAV to ex-distribution NAV. Any issue of units to which the Prospectus relates will only be made on receipt of a form of application referred to in the Prospectus. For more details, please call 1-800-88-3175 for a copy of the PHS and the Prospectus or collect one from any of our branches or authorised distributors. Investors are advised that investments are subject to investment risk and that there can be no guarantee that any investment objectives will be achieved. Investors should conduct their own assessment before investing and seek professional advice, where necessary and should not make an investment decision solely based on this Fund Factsheet.

The Manager wishes to highlight the specific risks of the Fund are equity risk, currency risk, country risk, reclassification of Shariah status risk and equity related securities risk. These risks and other general risks are elaborated in the Prospectus.

This Fund Factsheet is prepared for information purposes only. It does not have regard to the specific investment objectives, financial situation and the particular needs of any specific person who may receive it. Past performance is not necessarily a guide to future performance. Returns may vary from year to year.

This Fund Factsheet has not been reviewed by the SC.

