



United Golden Opportunity Fund – USD Class

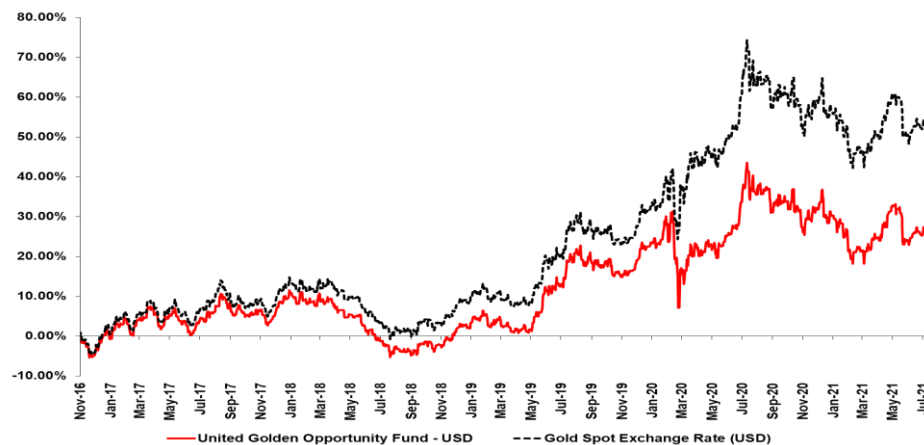
August 2021

All data expressed as at 31 July 2021 unless otherwise stated

FUND OBJECTIVE & STRATEGY

The Fund seeks to achieve its investment objective by investing in exchange traded funds globally where the underlying asset is physical gold. We will invest in exchange traded funds listed and/or traded in the global markets where the regulatory authorities are ordinary or associate members of the IOSCO. The remainder of the Fund's NAV not invested in exchange traded funds will be invested in money market instrument and/or Deposits for liquidity purposes.

PERFORMANCE CHART SINCE LAUNCH



FUND PERFORMANCE DATA (NAV-NAV PRICES)

	1 Month	3 Months	6 Months	1 Year	Since Launch	YTD	3 Years
United Golden Opportunity Fund - USD Class	2.32%	1.90%	-2.35%	-7.86%	26.34%	-5.47%	27.84%
Benchmark	2.72%	2.55%	-1.81%	-8.18%	53.28%	-4.43%	48.20%

Note: Benchmark - Gold Spot Exchange Rate in USD
Source: UOBAM(M)

CALENDAR YEAR RETURNS

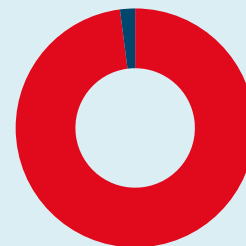
	2017	2018	2019	2020
United Golden Opportunity Fund USD Class	11.09%	-4.64%	16.89%	11.85%

TOP HOLDINGS

ISHARES GOLD TRUST	26.76%
SPDR GOLD SHARES ETF	25.07%
ABERDEEN STANDARD PHYSICAL GOLD SHARES ETF	22.43%
SPDR GOLD MINISHARES ETV	22.20 %
GRANITESHARES GOLD ETF	1.50%

Source: UOBAM(M)

PORTFOLIO ALLOCATION



Equities	97.96%
Cash	2.04%
Total	100.00%

Source: UOBAM(M)

PORTFOLIO HOLDINGS


Equities	5
----------	---

Source: UOBAM(M)

GEOGRAPHICAL ALLOCATION

United States	97.96%
Cash	2.04%
Total	100.00%

Source: UOBAM(M)



United Golden Opportunity Fund – USD Class

FUND DETAILS

LAUNCH DATE	7 November 2016
COMMENCEMENT DATE	28 November 2016
CATEGORY/TYPE OF FUND	Funds of funds / Growth
BASED CURRENCY	USD
CLASS OF UNITS	USD Class
INITIAL OFFER PRICE	USD1.0000
UNITS IN CIRCULATION - USD CLASS	740,414.16
NET ASSET VALUE ("NAV")	USD 935,464.86
NET ASSET VALUE - TOTAL FUND	USD 17,824,846.59
NAV PER UNIT	USD 1.2634
MINIMUM INITIAL INVESTMENT	USD 1,000
MINIMUM ADDITIONAL INVESTMENT	USD 1,000
TRUSTEE	TMF Trustees Malaysia Berhad
SALES CHARGE	Up to 2.00% of the NAV per unit of the Class
ANNUAL MANAGEMENT FEE	Up to 1.00% per annum of the NAV of the Class
ANNUAL TRUSTEE FEE	Up to 0.06% per annum of the NAV of the Fund, subject to a minimum of RM15,000 per annum or its equivalent amount in USD
PERFORMANCE BENCHMARK	Gold Spot Exchange Rate in USD
EXIT PENALTY	Nil.
ASSET ALLOCATION	A minimum of 80% of the Fund's NAV in exchange traded funds; and Up to 20% of the Fund's NAV in money market instruments and/or deposits.

HISTORICAL NAV (USD)

Highest	6/8/2020	1.4354
Lowest	15/12/2016	0.9466

Source: UOBAM(M)

IMPORTANT NOTICE AND DISCLAIMERS

Based on the fund's portfolio returns as at 31 July 2021, the Volatility Factor (VF) for this fund is 14.33 and is classified as "High" (source: Lipper). "High" includes funds with VF that are above 14.24 but not more than 17.285. The VF means there is a possibility for the fund in generating an upside return or downside return around this VF. The Volatility Class (VC) is assigned by Lipper based on quintile ranks of VF for qualified funds. VF is subject to monthly revision and VC will be revised every six months. The fund's portfolio may have changed since this date and there is no guarantee that the fund will continue to have the same VF or VC in the future. Presently, only funds launched in the market for at least 36 months will display the VF and its VC.

This factsheet is prepared by UOB Asset Management (Malaysia) Berhad 199101009166 (219478-X). This document has not been reviewed by the Securities Commission of Malaysia ("SC"). It is not intended to be an offer invitation to subscribe or purchase any securities. The information contained herein has been obtained sources believed in good faith to be reliable; however, no guarantee is given in its accuracy or completeness. Past performance of the Fund is not an indicative of its future performance. Investors are advised to read and understand the contents of **United Golden Opportunity Fund Prospectus** dated 27 July 2020 ("Prospectus"), including any supplementary prospectus thereof or replacement prospectus, as the case may be which has been lodged with the SC, and the **United Golden Opportunity Fund Product Highlights Sheet** dated 31 December 2020 ("Product Highlights Sheet"), including any replacement Product Highlights Sheet, as the case may be which has been lodged with the SC, who takes no responsibility for its contents, before investing. The Product Highlights Sheet is available and that Investors have the right to request for a Product Highlights Sheet. For copies of the Prospectus and Product Highlights Sheet, please visit UOB Asset Management (Malaysia) Berhad or its authorised distributors' offices to obtain a copy. Any issue of units to which the Prospectus relates will only be made on receipt of an application form referred to and accompanying a copy of the Prospectus. SC's approval or authorisation, or the registration, lodgement or submission of the disclosure document or any relevant agreement or contract to the SC does not amount nor indicate that SC has recommended or endorsed the product or service. You should be aware that investments in the Fund carry risks. An outline of some of the risks is contained in the Prospectus and Product Highlights Sheet. The specific risks associated to the Fund include collective investment scheme risk, credit and default risk, interest rate risk, liquidity risk, single sector risk and currency risk as contained in the Prospectus and Product Highlights Sheet. Unit prices and income distribution, if any, may rise or fall. Please consider the fees and charges involved before investing. Where unit trust loan financing is available, you are advised to read and understand the contents of the unit trust loan financing risk disclosure statement before deciding to borrow to purchase units. Neither UOB Asset Management (Malaysia) Berhad nor its authorised distributors or agents guarantees any returns on the investments.